



LIPPERT  
COMPONENTS®



# Thomas Payne® Theater Seating **Aftermarket Manual**

## Table Of Contents

Introduction .....	2
Installation .....	2



**LIPPERT**  
COMPONENTS®

## Thomas Payne® Theater Seating **Aftermarket Manual**

### Introduction

Thomas Payne® furniture comes shipped partially assembled. Additional information about this product can be obtained from [www.lci1.com/support](http://www.lci1.com/support) or by downloading the free MyLCI app. The app is available on iTunes® for iPhone® and iPad® and also on Google Play™ for Android™ users.

iTunes®, iPhone® and iPad® are registered trademarks of Apple Inc. Google Play™ and Android™ are trademarks of Google Inc.

**Note:** For the Heritage and Legacy Collection complete steps 1-4. For the Marquee Collection complete steps 1-7.

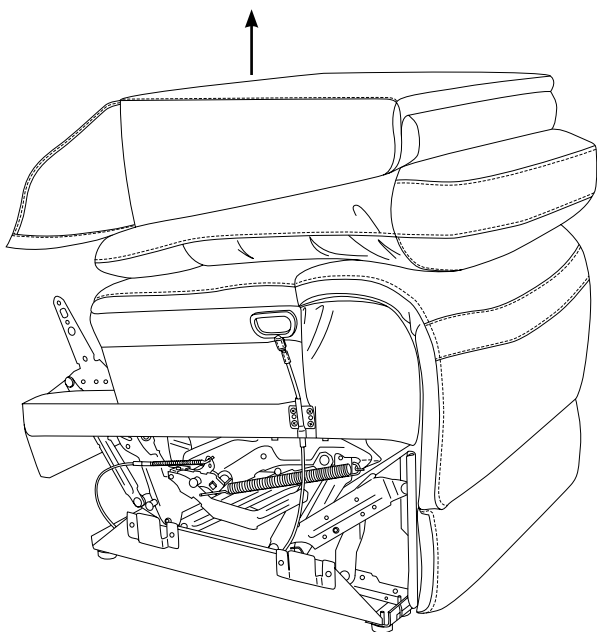
### Installation



**Moving parts can pinch, crush or cut. Keep clear and use caution.**

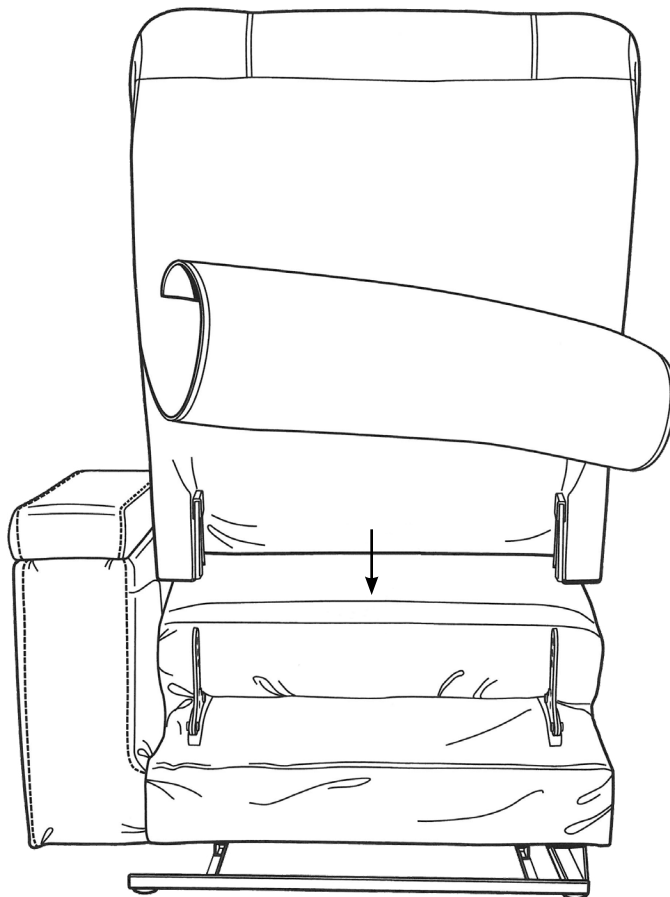
1. The seating comes with the back laying on top of the seat cushion (Fig. 1).

Fig.1



2. Lift the seat back and align with the brackets on the seat base (Fig. 2 and Fig. 3).

Fig.2





**LIPPERT**  
COMPONENTS®

Thomas Payne® Theater Seating  
**Aftermarket Manual**

Fig.3

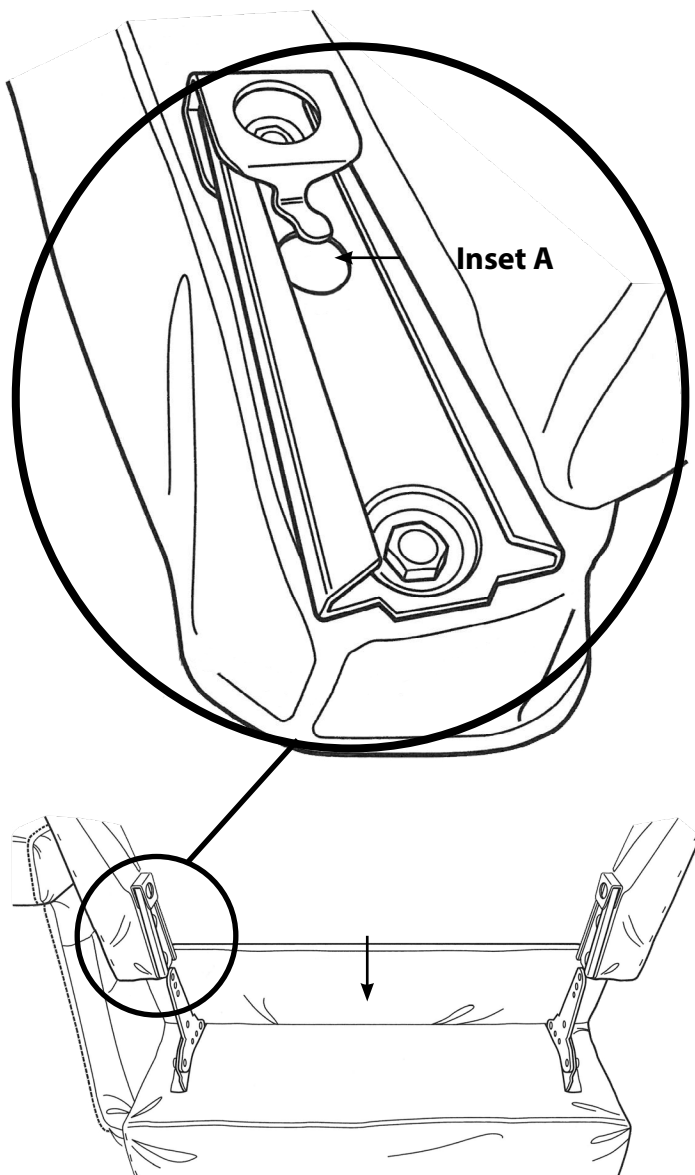
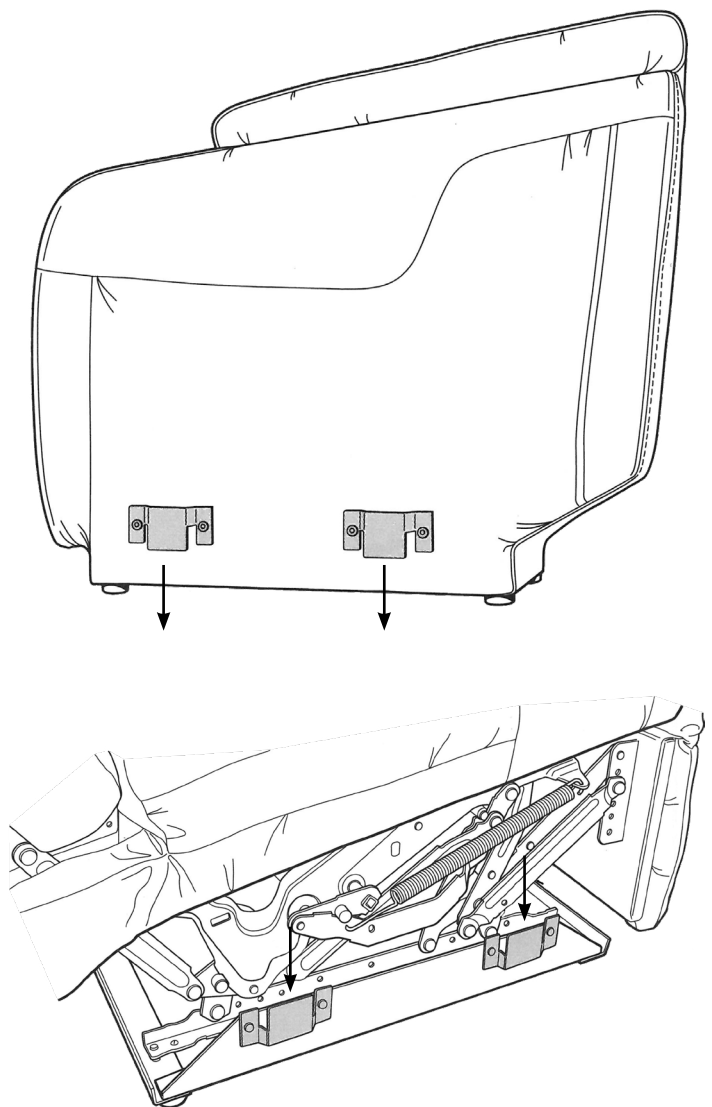


Fig.4



**3.** The seat back is fully installed when the clips on the seat back (Fig. 3 Inset A) slide down over the bottom brackets on the seat base and click into place.

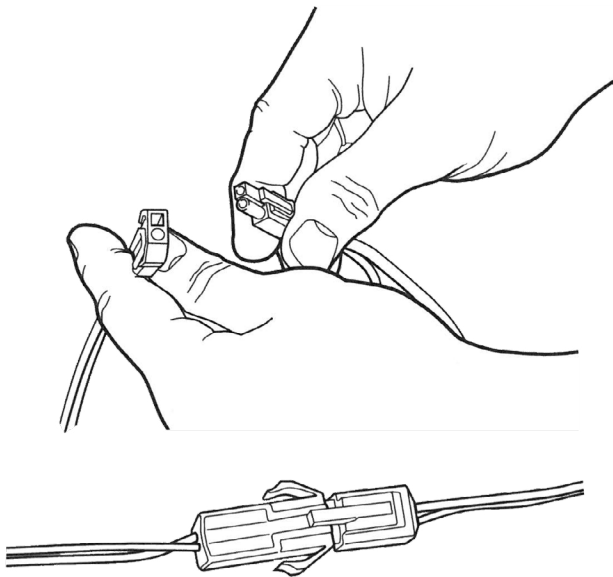
**4.** Every furniture component locks into place with each adjacent piece. To lock the components, line up the side brackets and slide them down (Fig. 4).



**LIPPERT**  
COMPONENTS®

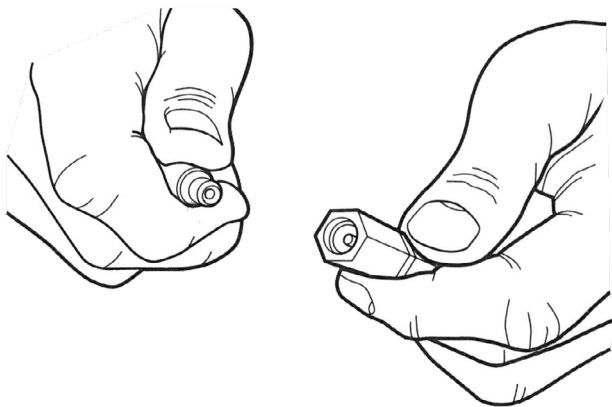
5. Line up the square and round connectors for the lights and simply snap together (Fig. 5).

Fig.5



6. Attach the connections for the heated seating (Fig. 6).


Fig.6



## Thomas Payne® Theater Seating **Aftermarket Manual**

7. Plug in power after all pieces have been assembled and electrical connections have been made (Fig. 7).

Fig.7



**LIPPERT**  
COMPONENTS®

Manual information may be distributed as a complete document only, unless Lippert Components provides explicit consent to distribute individual parts.

All manual information is subject to change without notice. Revised editions will be available for free download at [www.lippertcomponents.com](http://www.lippertcomponents.com). Manual information is considered factual until made obsolete by a revised version.

Please recycle all obsolete materials and contact Lippert Components with concerns or questions.