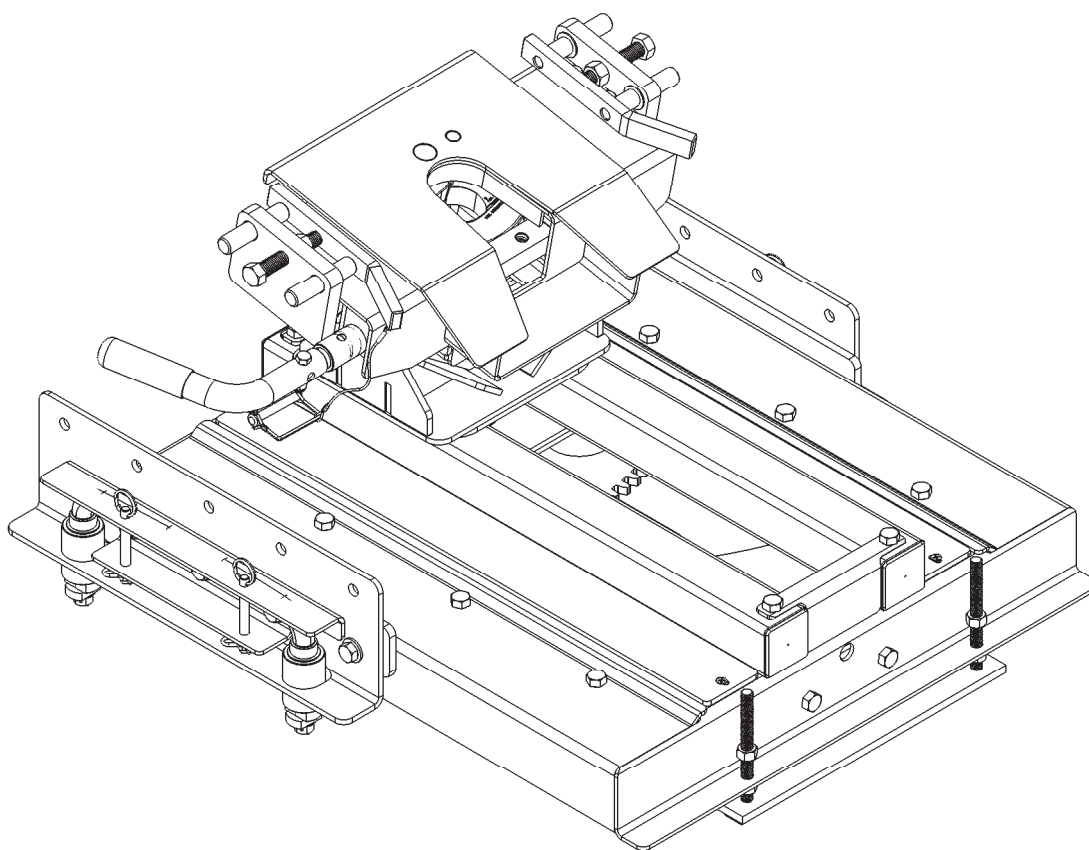




# 5th Wheel Side Rail Assemblies

## 6033 AS REESE Style UMS

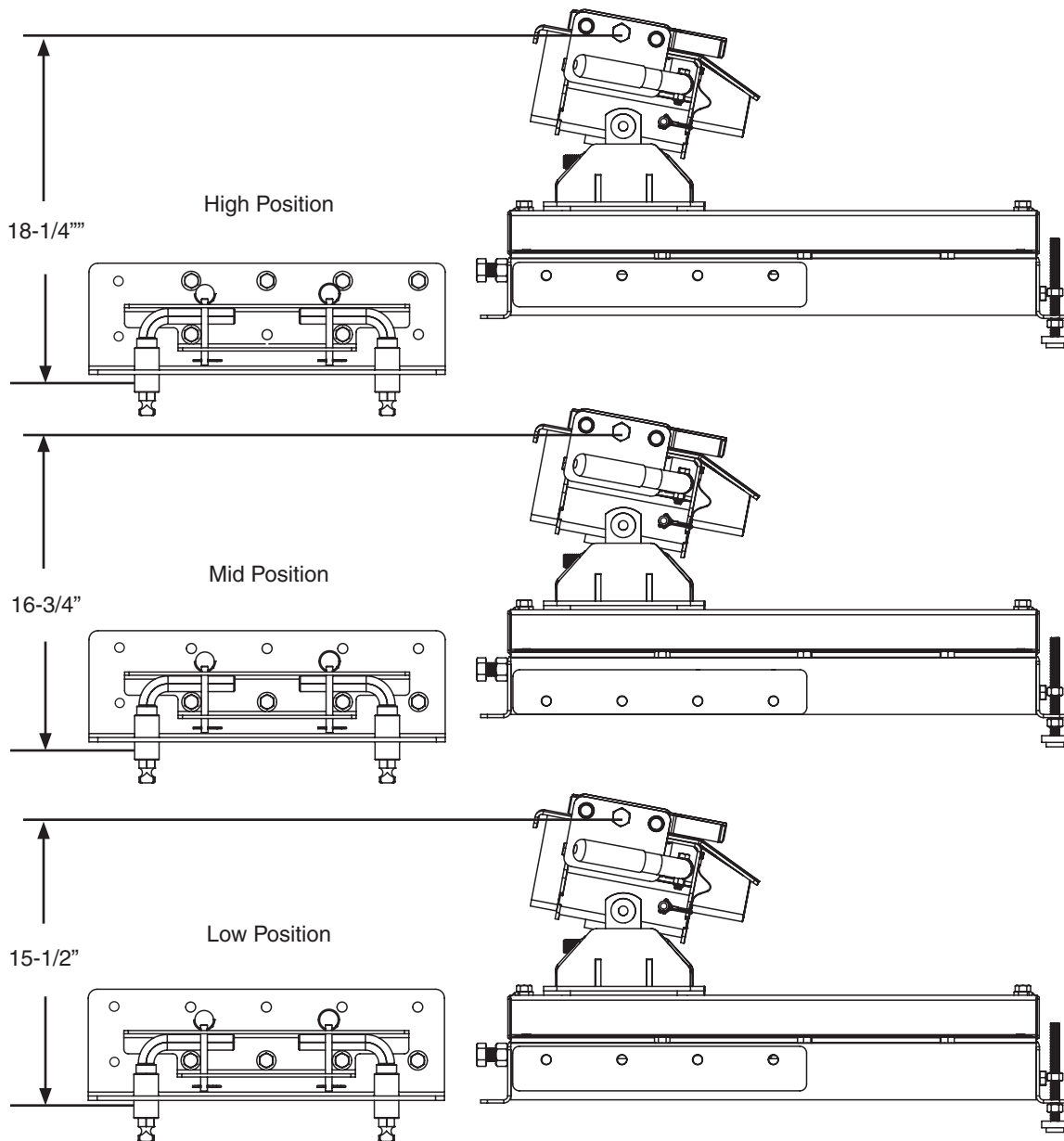


**READ** complete manual CAREFULLY  
BEFORE attempting operation.

Doing Our Best to Provide You the Best

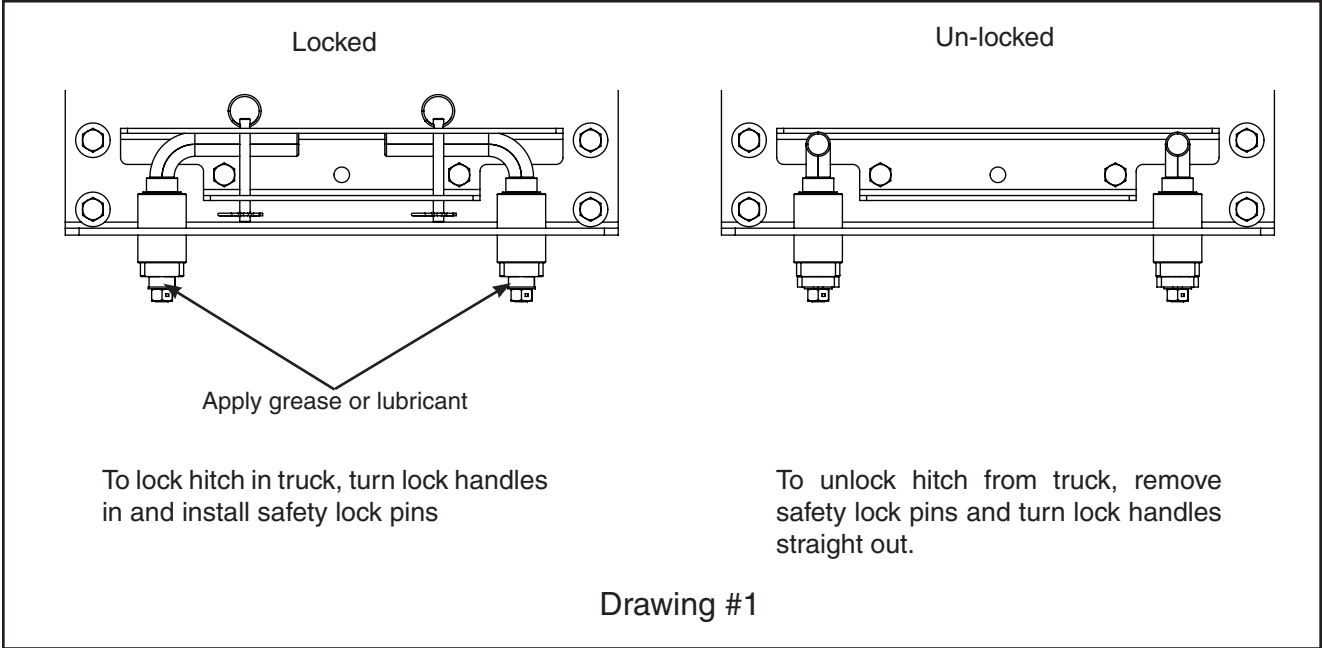
## 6033 Side Rail Assembly Instructions

1. Loosely bolt the main Autoslide assembly to the side rails with spacer plates using the 1/2" x 1 3/4" bolts, flat washers, and lock nuts provided in the side rail bolt package at the predetermined height using the bolt pattern guide in below. **NOTE:** On highest setting, use 6 bolts. The 4 along the top row are to fasten to hitch assembly and the bottom 2 are to fasten the side rail brace to side rail to retain locking pins. (1/4" & 3/8" thick spacers are supplied for adjusting the hitch mount width with the bed pockets. You may mix and match the different shim thicknesses for fine tuning the fit).
2. Tighten all bolts.
3. Unlock locking pins and insert the hitch assembly into the base rails and test for fit. If the pins are too narrow to drop in, follow the alignment procedure on page 3.
4. Proceed to base rail install procedure as provided in the base rail installation kit.



**IMPORTANT NOTE:** Incorrect mounting of the side plates to the main body will result in the incorrect position of the hitch for towing and will not allow the hitch to travel back to its full 14" ability.

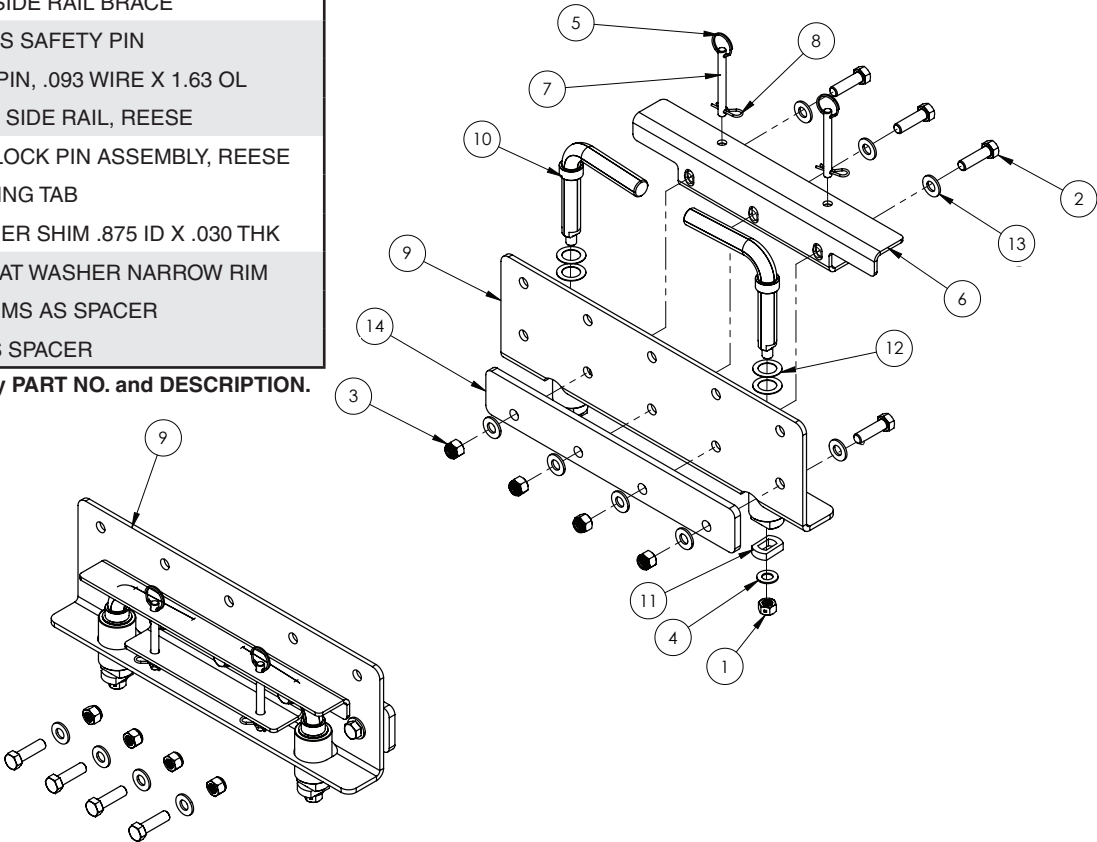
**IMPORTANT NOTE:** Apply a little grease or lubricant to the part of the pins that insert into the base rails to help maintain smooth operation and rotation of pins and to protect from the elements. Turn the pins occasionally to prevent them from seizing.



6033 Parts Breakdown

6033 Parts Breakdown			
ITEM	PART #	QTY	DESCRIPTION
1	00173	4	NUT, HEX, .50NC CENTER PUNCH
2	00482	12	BOLT, .50 NC X 1.75 GR.5 HEX
3	02178	12	NUT, .50NC LOCK, NY. INSERT
4	02384	4	.50 X 14GA MACHINE WASHER
5	07225	4	SPLIT RING
6	14262-76	2	UMS SIDE RAIL BRACE
7	14342-95	4	CLEVIS SAFETY PIN
8	14350	4	HAIR PIN, .093 WIRE X 1.63 OL
9	14411-30	2	UMAS SIDE RAIL, REESE
10	14412-95	4	UMS LOCK PIN ASSEMBLY, REESE
11	14413-95	4	LOCKING TAB
12	14423	8	WASHER SHIM .875 ID X .030 THK
13	14488	20	.50 FLAT WASHER NARROW RIM
14	14763-76	2	.375 UMS AS SPACER
14	14959-76	2	.25 AS SPACER

Please order replacement parts by **PART NO.** and **DESCRIPTION.**





P.O. BOX 189  
4010 320th St., BOYDEN, IA. 51234  
PH: (712) 725-2311  
FAX: (712) 725-2380  
TOLL FREE: 1-800-54DEMCO (1-800-543-3626)  
[www.towdemco.com](http://www.towdemco.com)