

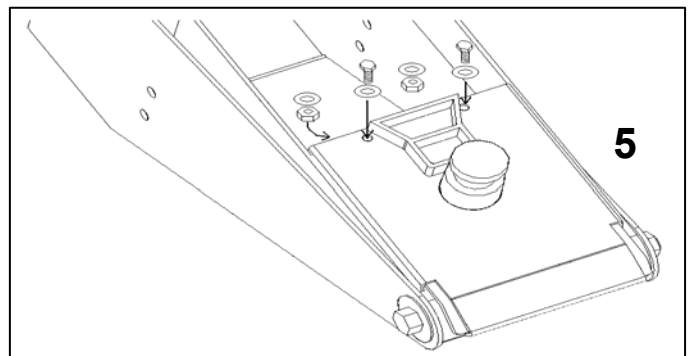
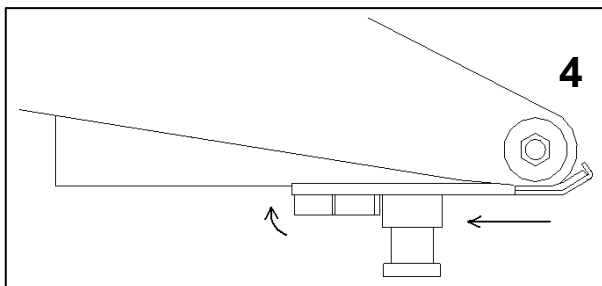
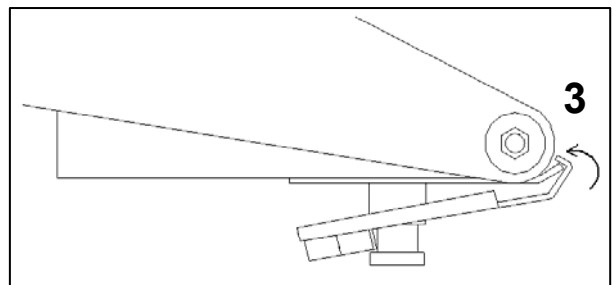
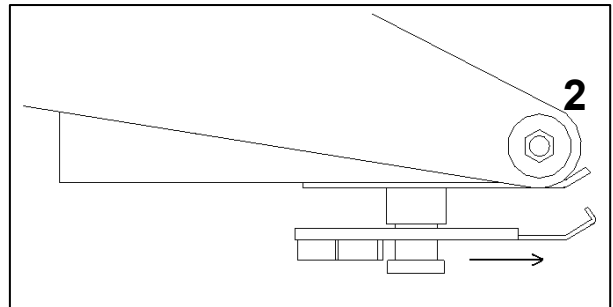
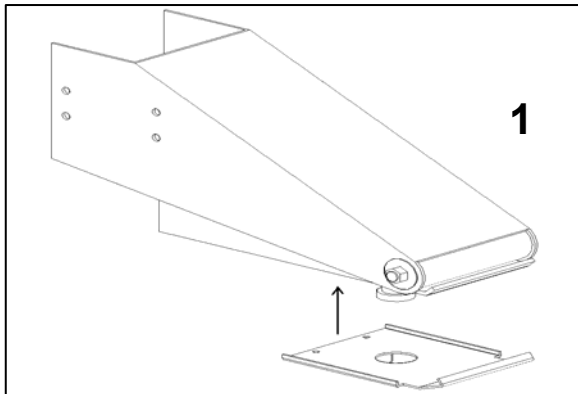
Hijacker AutoSlide Capture Plate

HJ26026 rev 0

2/12

5th Airborne Pin Box Application:

1. Place capture plate up under pin box, inserting the king pin through the hole opening (drawing 1).
2. Once the hole clears the collar on the bottom of the king pin and is even with the 2" diameter middle, pull the capture plate towards the front (drawing 2) so bent lip can clear front bend of pin box plate (drawing 3).
3. Push capture plate back to clear top shoulder of king pin and press up flush against the trailer king pin plate (drawing 4).
4. Fasten to king pin with 3/8" bolts and nuts using existing holes in king pin skid plate at rear. Push bolts with a washer up through the capture plate and have the nut and washer on the inside portion of the king pin box. Tighten securely (drawing 5).



DEMCO * 4010 320th Street * P.O. Box 189 * Boyden, IA 51234

PH: (712) 725-2311 * **Toll Free:** 1-800-543-3626 * **Fax:** (712) 725-2380 or 1-800-845-6420

www.towdemco.com