
Introduction

Thank you for purchasing this automatic line/generator switch manufactured with pride by Parallax Power Supply.

We are confident that it will give you outstanding performance for many years. If you have any questions or comments about this product, please contact a Parallax Power Supply customer service representative at the address or phone number listed below.

Parallax Power Supply
100 West 11th Street, Suite 100
Anderson, IN 46016
Ph. 1-800-443-4859
FAX: 1-765-608-5235

General Information

ATS series line/generator switches are designed to automatically switch the on board 120 volt appliances to generator power when the generator is activated.

No longer do you need to go outside, remove the shoreline cord from the pole and plug it into the generator receptacle. Nor will you have to go to the breaker panel, manually shut off the shoreline mains, and then turn on the generator mains. Simply starting the generator activates the ATS, which will switch the loads for you.

Operation

After the **ATS 301 series** unit is installed, using one of the typical installations shown in this manual, it will be ready for years of trouble free service. Operation is automatic and no maintenance is required.

From Shoreline (All Models)

To operate appliances from shoreline power, simply plug in the shoreline cord to the power pole at the campground or dock. The ATS automatically connects all AC load panel appliances to shoreline power. Note, on 30 amp units with two air conditioners, only one will operate at a time because of the limits of the shoreline.

From Generator (All Models)

To operate appliances from the on board generator, simply start the generator.

After a typical 20 second delay to allow the generator output voltage to stabilize, the ATS will engage; transferring all AC load panel appliances to the generator output. The shoreline can remain plugged in as the ATS completely separates it from the system.

Mounting Locations

The **ATS 301 series** is not ignition protected; it may not be mounted in the same compartment as batteries or other flammable materials such as gasoline.

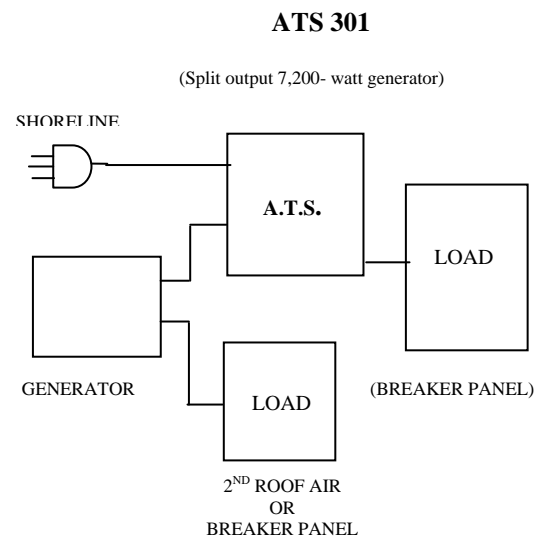
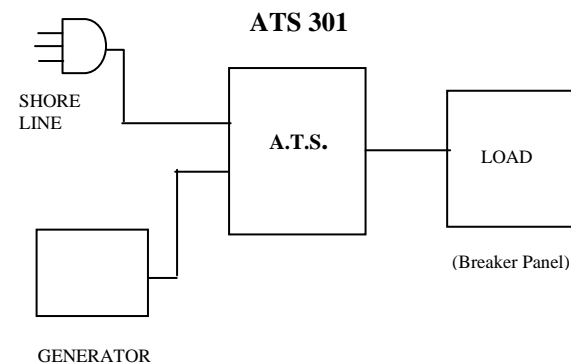
To minimize voltage drops in conductors, the ATS 301 series should be located close to the generator and shoreline cord entrance.

The ATS 301 may be used where appropriate to replace an existing 30 ampere Line/Generator switch attached at the back of a Parallax Power Supply 30 ampere AC input load center by simply installing the unit without the optional deck mount plate.

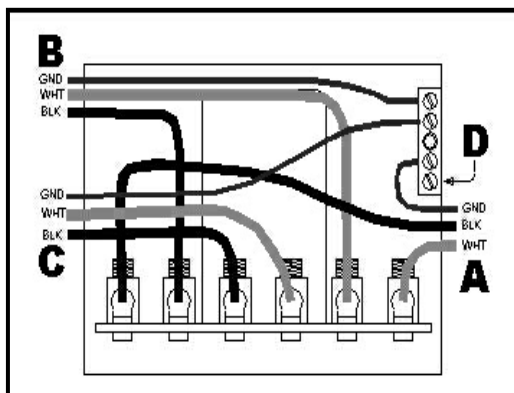
The **ATS 301** may be mounted in any position, leaving room for routing shoreline, generator and load (breaker panel) conductors.

The **ATS 301** series unit may be mounted in the cabin/living area or a basement compartment, but is not suitable for outside locations.

Typical Installations



Wiring Instructions



A - LOAD: 120VAC, 30A MAX.

B - GENERATOR INPUT 120VAC.

C - SHORELINE INPUT 120VAC.

D - BONDED EQUIPMENT GND.
CU 6-14; COPPER WIRE ONLY.
TORQUE RATING: 35 IN./LBS.

ALL OTHER TERMINALS TORQUE
RATINGS:

AWG CU	INCH-POUNDS
10 - 14	35
8	40
4 - 6	45
2	50

CAUTION:

Observe the polarity and torque specifications per the installation label included on the inside cover of each unit.

Specifications

*SPECIFICATIONS SUBJECT TO CHANGE
WITHOUT PRIOR NOTICE.*

ATS 301 Series

Electrical rating: 120 volt, 30 amps

Maximum generator: 3,600 watts

Relay: DPDT rated 30 amps

Coil: 110 volts DC

Command source: generator

E.T.L. Listed for Canada and USA

Dimensions: **ATS301**

4.750" wide, 6.250" tall, 4.0" deep

Dimensions: **ATS301w/ Deck-mounting plate:**

4.75" wide, 4.125" tall, 6.250" long

Mtg. Baseplate - 6.25 long, 6.00 wide

Weight : 3.75 pounds (all models)

Not ignition protected

Warranty Statement

Parallax Power Supply warrants each ATS to be free from defects in materials or workmanship under normal use and service and limits the remedies to repair or replacement.

This warranty extends for two years from the date of purchase and is only valid to the original owner and within the continental limits of the United States and Canada.

If a problem should occur with your ATS within the first 24 months of purchase, please contact a dealer that handles warranty on your brand of boat or RV.

No user serviceable parts inside.

This warranty does not cover damage due to improper installation, abuse or accidents. All ATS models should be installed by a qualified electrician.

Download the *Parallax Power Supply Warranty Policy* at:
<http://www.parallaxpower.com/warranty.htm>



A Division of Connecticut Electric, Inc.

100 West 11th Street, Suite 100
Anderson, IN 46016

ATS 301

**Automatic
Line / Generator
Switch**

Owners' Manual



ATS 301



**ATS 301
With Deck-Mount
Plate**



Listed for RV Use in the U.S.A. and Canada.

011-0031-001 Rev. B